

COVID-19 Vaccines for Wisconsin Residents

Updated: 4/11/2021

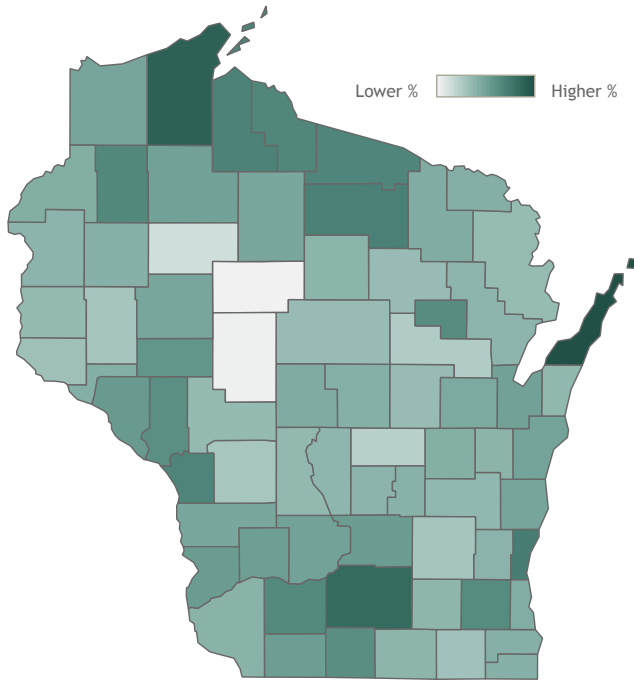
HERC region data

See data for:

- Residents who have received at least one dose
- Residents who have completed the vaccine series

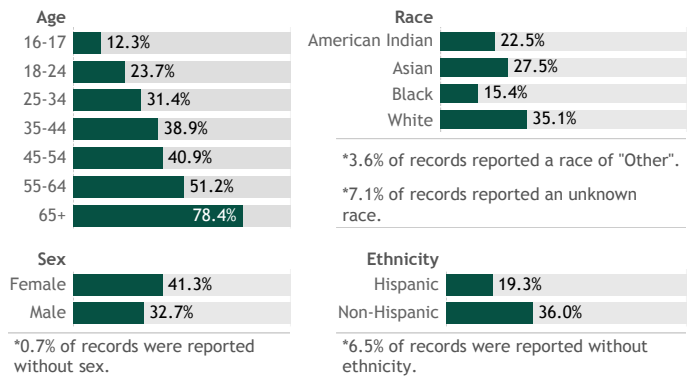
Percent of Wisconsin residents who have received at least one dose by county

Click a county to filter data



Percent of Wisconsin residents who have received at least one dose

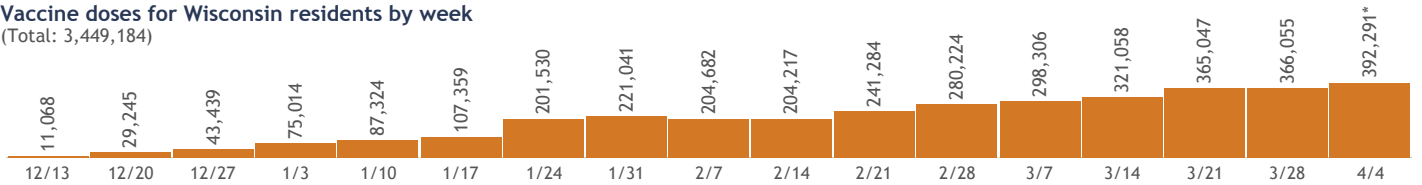
The orange represents the population for whom the vaccine is authorized. The gray indicates the population under 16 years of age for whom the vaccines are not authorized.



[View more data on racial and ethnic disparities in Wisconsin](#)

Vaccine doses for Wisconsin residents by week

(Total: 3,449,184)



*Current week may be incomplete.